




### Itemized Parts, Equip & Acesories Check List

Shipped Job Site **Makes up one CR-UCM2 chiller with CBR-V2C Tower System**









#### CR-UCM2 Box

-  CR-UCM2 remote chiller carbonator
- Document Quick install guide.

#### Install Kit

-  CR-KIT-UCM Install fitting kit, John Guest fittings, water reg, insulated tape and a 5' section of CR-4L38 Trunkline.
- Document Itemized Install kit parts list

#### Items Packaged Together in CBR-V2 Box:

-  CBR-V2C Draft Tower
-  Qty 2- SSQ Faucet Bodies
-  Qty 2- Black Ergonomic Faucet Handles
-  Qty 1- Sparkling water bubbles sticker
-  Qty 1- Still chilled water sticker
-  Qty 1- Faucet Wrench, red handle.
-  Qty 2- SI0300812S Super Seal union elbow fittings
-  Qty 2- PP221212W Plug in elbow fittings
- Document Fittings list and super seal instructions.

Shipped  
Job Site


**Filter System**

 QC71-Twin Head

 (qty 2) 4FC filter

These two Items Make up the CR-24FC Everpure Filter system

**Items Shipped Loose**

 RDP-1SSQ recessed drain pan

Document Drain pan cutout dimensions and install details.

 CR-3741 High Pressure CO2 Regulator

Misc Accessory:

Misc Accessory:

Notes:

System  
Location: \_\_\_\_\_

Date of  
System  
Checked in: \_\_\_\_\_

Date of  
Install: \_\_\_\_\_

Shipping  
Crysalli: \_\_\_\_\_

Job Site  
Signature: \_\_\_\_\_