

Project:



Scan for more info!

Owners manual
Quick install
Quick sizing
Install layout
Parts list

CP-JR-UC-SW-BH-K

JR remote chiller unit



Low volume chilled water on tap

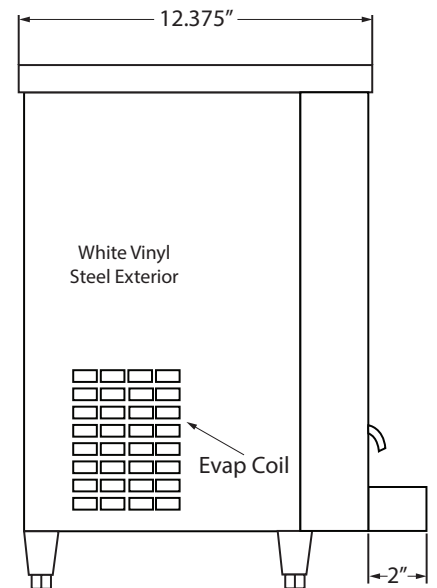
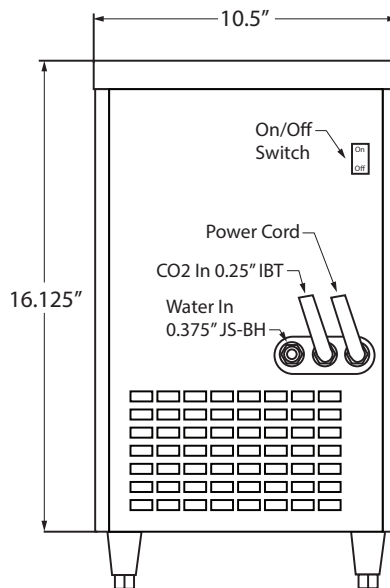
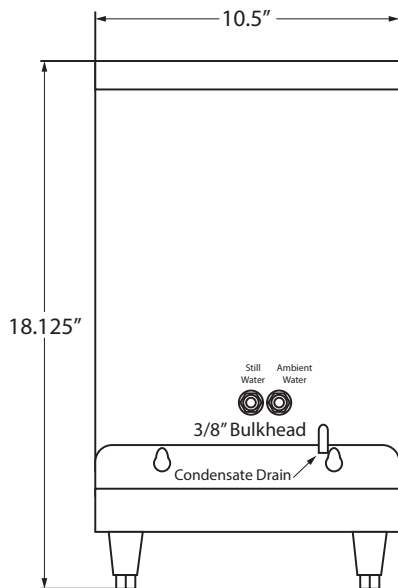
- Perfect for office, hotel suites, wineries & residential
- Water dispensing temperature <40°
- Remote/undercounter applications for installation up to 5' in distance
- Bulkhead fittings for easy hookup to faucet.

Specifications

- 40, 8oz drinks per hour @<40°
- Self-contained refrigeration system
- Compressor: 1/9 H.P.
- Operating temperature range: 40°-100°
- Electrical: 120v - 3 Amps
- Water bath: 1.5 Gallons
- Ice bank: 3 lbs
- Weight: 60 lbs
- 10.5"W x 14.375"D x 18.125"H
- CR-LBS10JG - Leak block sensor
- All fittings needed for installation

* For CP-JR units using reverse osmosis water, add -RO to the end of the model number and call for pricing.

* All other CP-JR chillers are compatible with reverse osmosis water as is



- Allow for 6" rear & side clearance for air flow
- Shipping weight: 60lbs
- 3/8" water connection

- 9' electrical cord NEMA 5-15 plug
- Electrical: 120v
- 7' overflow drain hose, clear

Complete installation kit is included with purchase of unit

The unit comes standard with a filter system built on and a water pressure reducer valve installed. Installation kit comes complete with a leak block sensor, hose and angle stop fittings.



QL1 filter head
Single filter head

+



2FC
Single water filter cartridge

+



CR-LBS10JG
Leak block sensor

+



PASPP6 fitting
Angle stop fittings

=



Included installation kit

Accessories:

- **CBR-V1C-MINI**
Single valve, single product
Short height cobra tower



- **CBR-V1C**
- **CBR-V1WHT**
Single valve, single product
One SSQ adjustable flow faucet

