

Project:



**Scan for more info!**

Owners Manual  
Quick Install  
Quick Sizing  
Install Layout  
Parts List

**CR-804-026**  
**Water Boost System**

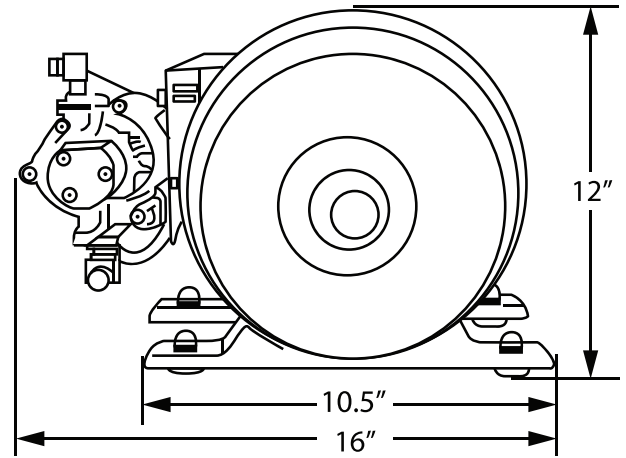
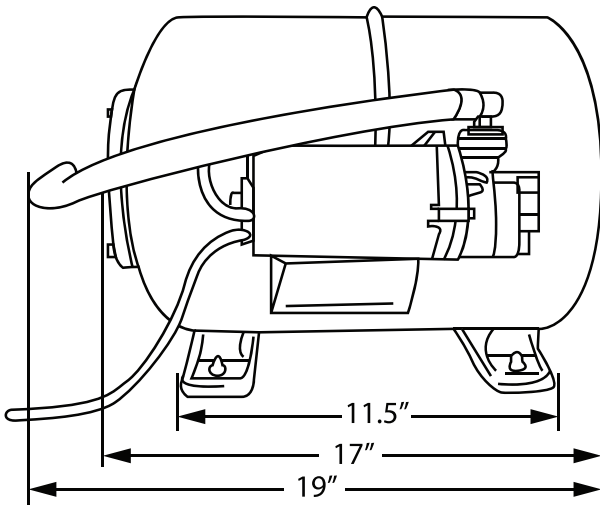


**Features**

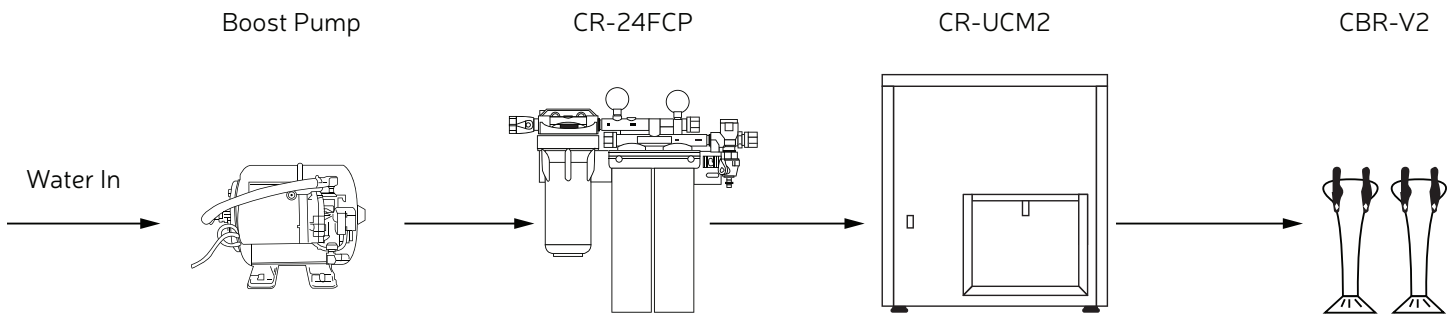
- Increases flow and pressure to sparkling and still water systems
- Ideal for applications where dynamic water pressure to filter systems is lower than 45 PSI
- Maximizes filter life on filtration systems
- Replaceable bladder for maximum system life and simple maintenance
- Self priming pump can run without damage
- Eliminates water pressure fluctuation at point of dispense
- Low profile allows for undercounter installation
- Rigid stainless steel tanks
- Complete turn-key package
- NSF Certified components

**Specifications**

- Accumulator: 6 gallon stainless steel accumulator
- Pre-charge with 50 PSI air at time of installation
- 90 PSI boost
- Max Draw Down: 2.3 gallons
- Water inlet/outlet connections: 3/8" JG push-fit connections
- Operating temperature range: 34°-120°F
- Electrical: 115 VAC/1 Amp
- Weight: 18 lbs
- 19"W x 16"D x 12"H
- Install water boost prior to filtration system



### Plumbing Sequence for water boost system



### Optional Accessories:

- **KSM24M**  
 Wall Mount Shelf  
 28"W x 18"D x 12"H

